

## Upper KS2 Homework

Linked to our topic of 'Blood Heart' we would like you to choose from the following list of what you would like to work on at home. Don't forget you can choose to complete any number of tasks (at least one) and present them in any way you want to.

<p>Create a weekly exercise plan for maintaining a healthy heart.</p> <p>Carry out your plan, doing an activity each day of the week.</p>	<p><b>WITH AN ADULT!</b> Design and cook a heart-friendly meal. Find out some foods and recipes which are good for our hearts, and make a 2 course meal. Photograph your delicious creations!</p>	<p>Make a video where you are interviewing a blood cell about their journey around the body. Where did they travel to? What happened to them at each point on their journey?</p>
<p>Find out about the historical tradition of Valentine's Day. Why are hearts traditionally used as symbols of love? Share your learning in a slideshow.</p>	<p>Songwriters are often inspired by the heart. Create 2 playlists: one for heartbreak, and one for ultimate love songs.</p>	<p>Create a collage inspired by the heart and circulatory system. What different materials could you use to represent each feature?</p>
<p>Create a dance on the theme of either: <i>The Human Life Cycle</i> or <i>The Journey of a Blood Cell</i>.</p> <p>Think about the different stages and parts of the dance. Video yourself performing your dance, or perform it to your class!</p>	<p>What does the phrase 'blood is thicker than water' mean? Write a short story using this as a title.</p>	<p>Measure your family's resting heart rates before putting them through their paces. Ask them to hop, skip, jump and run, measuring their heart rates after each activity. Fill in a table or spreadsheet with everyone's results before and after looking for patterns in the data.</p>




We look forward to sharing your homework in school.

Please bring it in by 11<sup>th</sup> March 2024

Thank you

## Reading Homework

Can you read any books linked to our topic, Blood Heart? Below are some suggestions.



Complete *at least two* of the activities below.

<p style="text-align: center;"><u>Character Picture</u></p> <p>Draw a character or a setting from a description in the book. Annotate with words/phrases that made you think it looked like that.</p>	<p style="text-align: center;"><u>Rewrite the ending.</u></p> <p>Give your story a different ending. Write the last chapter of the story, but put your own spin on what should happen!</p>	<p style="text-align: center;"><u>Freeze Frame</u></p> <p>Photograph yourself recreating a significant moment from a book you have been reading.</p>
<p style="text-align: center;"><u>Question Time</u></p> <p>Create a quiz based on a non-fiction book you have been reading. You could use Kahoot or Google Slides for your quiz.</p>	<p style="text-align: center;"><u>Mood graph</u></p> <p>Choose a character from the book and plot the change in mood in the form of a line graph and annotate the highs and lows with the events from the book.</p>	<p style="text-align: center;"><u>Set the scene</u></p> <p>Either: Create a scene from a story you have read in a shoebox Or: Create a scene from a story you have read in Minecraft</p>
<p style="text-align: center;"><u>Word Cloud</u></p> <p>Create a word cloud or a mind map of important vocabulary from a non-fiction book you have read</p>	<p style="text-align: center;"><u>Letter</u></p> <p>Write a letter to someone telling them about your book and your opinion.</p>	<p style="text-align: center;"><u>A new cover</u></p> <p>Create a new front and back cover for a book you have read. Include some reviews and a blurb.</p>