

## Tremors

### LKS2 Topic homework.

Here are the homework project ideas for our topic 'Tremors'.

Choose at least one to complete; some require you to do with an adult.


Design a poster to show a volcano's main features. Make sure you label its important parts.	Find out why people still live close to volcanoes despite the risks. Think about soil, new land, building materials, mineral deposits, hot springs and spas, electricity and tourism.	Write a shape poem of a volcanic eruption using onomatopoeic (sound) words. E.g. BANG! CRASH! WHOOSH!
Imagine you have just survived an earthquake. Write a short story about what happened. Make sure you include factual information such as the earthquake's strength. Use geographical words in your account such as tremor, seismic isolator, aftershock and epicentre.	Design an earthquake-proof house. How could you prevent the building from collapsing during an earthquake?	Cut up some coloured magazine paper and create your own mosaic of a volcano.
Research a volcanic eruption of your choice. Produce a fact file including: -a sketch map to show its location -a description of the eruption -Explanation why it erupted -details about the eruption's impact.	Create your own picture or model to show the layers of the earth.	Design a natural disaster family emergency kit. You could create an annotated diagram to show this or slideshow of the things you would include and why.

We look forward to sharing your Reading homework in school.

Please bring it in or share on Google Classroom by **Monday 8<sup>th</sup> July**.

## Tremors

### LKS2 Reading Homework.



Can you read any books linked to our topic, 'Tremors'?

Complete at least two of the activities listed below.


Create a project dictionary that explains key volcano vocabulary in your own words.	Write down 5-10 interesting facts you have found out during your reading.	Summarise your book in only 100 words.
Create a mind map to show all the information you have learnt from the book.	Pick 3 descriptive words from the book. For each one, find 5 synonyms (words which mean the same) and 5 antonyms (words which mean the opposite).	Create a timeline to show all the major events in the story in the order they happen.
Write a poem to describe a character or place in your book.	Pretend you are one of the characters in your book. Write your diary for one day in the book.	Make notes about the story under these headings: Opening Build-up Dilemma Resolution.

We look forward to sharing your Reading homework in school.


Please bring it in or share on Google Classroom by **Monday 8<sup>th</sup> July.**

## Reading Homework - Suggested books.

You can base your reading homework on your own choice of reading book, our class text, 'The Firework Maker's Daughter' or you might like to try one of the suggested books below.




**Everything: Volcanoes and Earthquakes** by National Geographic Kids.




**Volcano and Earthquake** by DK Eyewitness.




**The Secrets of Vesuvius: Book 2 (The Roman Mysteries)** by Caroline Lawrence.




**Earth-Shattering Earthquakes (Horrible Geography)** by Anita Ganeri.




**Earthquakes and Volcanoes (Collins Fascinating Facts)** by Collins.




**Violent Volcanoes (Horrible Geography)** by Anita Ganeri




**The Pebble in My Pocket: A history of Our Earth** by Meredith Hooper.




**The Rock Factory: A Story About Rocks and Stones** by Jacqui Bailey.




**Pompeii** by Karen Ball



**Escape from Pompeii** by Christina Balit.



**Earth Shattering Events** by Sophie Williams.



**The Big Earth Book** by Mark Brake.