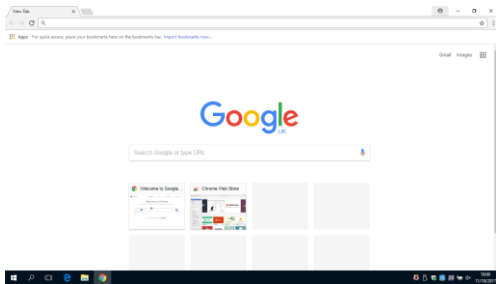




How to access the Google Classroom

How to log on with your own laptop at school or home



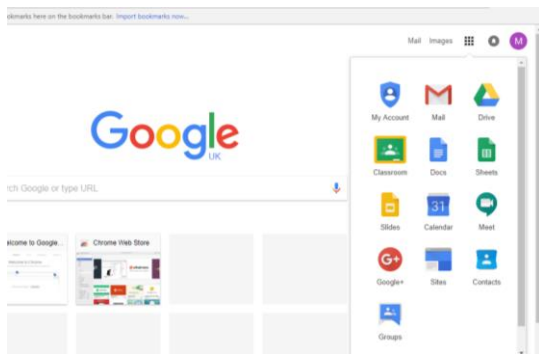
Click on Google Chrome.

Top right corner there is a silhouette of a person. Click on that and sign into Chrome using your log in.

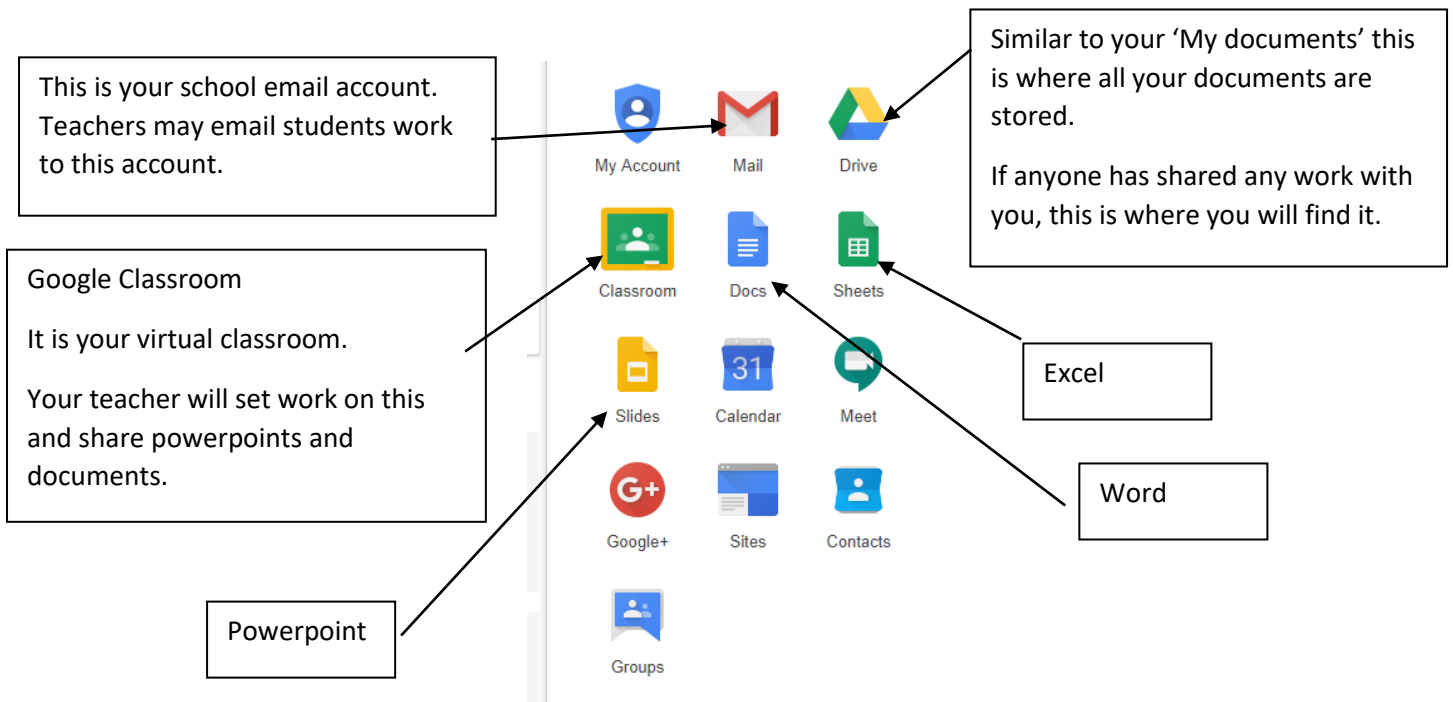
E.g. j.smith@stpaulsprimaryyork.com

A pop up box may appear asking you to link data. Click on the 'link data' button.

What programmes are there that I will mostly use?



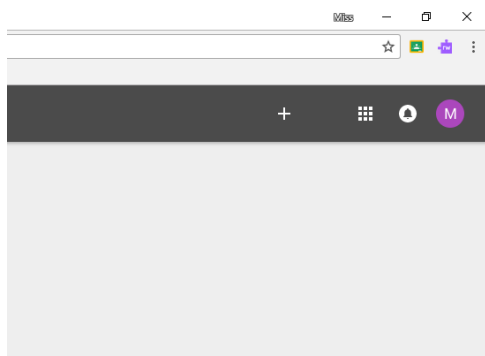
Click on the square made upon 9 squares and this will bring up all the different apps.



Google Classroom

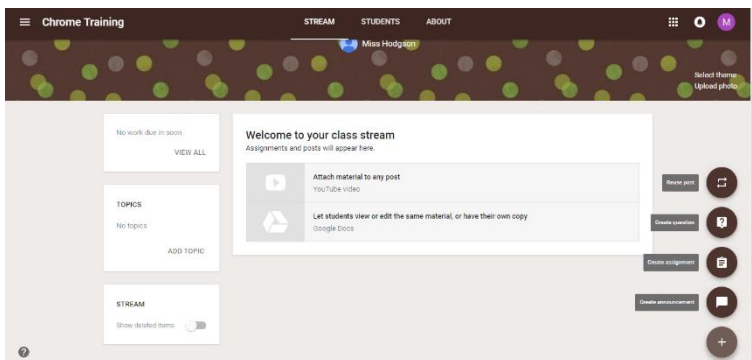
Google classroom is your virtual classroom. Here you can set work for children to do, ask them to answer questions.

Joining your class (KS2 children should already have joined a class)



Teachers will already have added students to their classroom so there should already be a class for them to join.

How do I get my work on Google classroom?



Click on the 'stream button' at the top.

This is where all the work will be set. Read the instructions for the task and then click on the document and complete the work.

Teacher feedback

Teachers can still post feedback and check on students work at any time. They can also post questions on the classroom or email their teacher if they are struggling.

Struggling to access?

If you do not have google chrome, your child can access it via any web browser. Follow the link below and click 'sign into classroom'.

<https://support.google.com/edu/classroom/answer/6072460?co=GENIE.Platform%3DDesktop&hl=en>